

# Hi-MO **X10** Explorer

LR7-72HVD

**625~645M**

- Suitable for Distribution Market
- Highest efficiency with the best energy generation performance
- TaiRay wafer & BC technology enhances high product reliability
- More suitable for industrial and commercial cement roofs and high temperature scenarios

**15**

15-year Warranty for Materials and Processing

**30**

30-year Warranty for Extra Linear Power Output

## Complete System and Product Certifications

IEC 61215, IEC 61730, UL 61730

ISO9001:2015: ISO Quality Management System

ISO14001: 2015: ISO Environment Management System

ISO45001: 2018: Occupational Health and Safety

IEC62941: Guideline for module design qualification and type approval

**LONGI**



**23.9%**  
MAX MODULE  
EFFICIENCY

**0~3%**  
POWER  
TOLERANCE

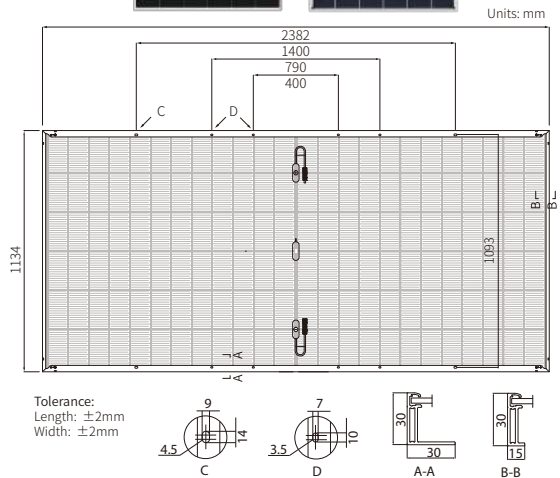

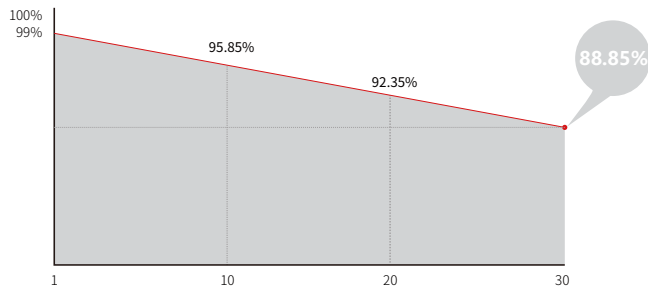
**<1%**  
FIRST YEAR  
POWER DEGRADATION

**0.35%**  
YEAR 2-30  
POWER DEGRADATION

**BC-CELL**  
LOWER OPERATING  
TEMPERATURE

## Additional Value

### 30-Year Power Warranty



## Mechanical Parameters

Cell Orientation	144 (6×24)
Junction Box	IP68, three diodes
Output Cable	4mm <sup>2</sup> , +400, -200mm/±1400mm length can be customized
Glass	Dual glass, 2.0+2.0mm semi-tempered glass
Frame	Anodized aluminum alloy frame
Weight	33.5kg
Dimension	2382×1134×30mm
Packaging	36pcs per pallet / 144pcs per 20' GP / 720pcs per 40' HC

## Electrical Characteristics

STC : AM1.5 1000W/m<sup>2</sup> 25°C      NOCT : AM1.5 800W/m<sup>2</sup> 20°C 1m/s      Test uncertainty for Pmax: ±3%

Module Type	LR7-72HVD-625M		LR7-72HVD-630M		LR7-72HVD-635M		LR7-72HVD-640M		LR7-72HVD-645M	
	STC	NOCT	STC	NOCT	STC	NOCT	STC	NOCT	STC	NOCT
Maximum Power (Pmax/W)	625	475.8	630	479.6	635	483.4	640	487.2	645	491.0
Open Circuit Voltage (Voc/V)	53.30	50.65	53.40	50.75	53.50	50.84	53.60	50.94	53.70	51.03
Short Circuit Current (Isc/A)	14.85	11.93	14.93	12.00	15.01	12.06	15.09	12.12	15.17	12.18
Voltage at Maximum Power (Vmp/V)	44.16	41.97	44.26	42.06	44.36	42.16	44.46	42.25	44.56	42.35
Current at Maximum Power (Imp/A)	14.16	11.35	14.24	11.42	14.32	11.48	14.40	11.54	14.48	11.61
Module Efficiency(%)	23.1		23.3		23.5		23.7		23.9	

## Electrical characteristics with different rear side power gain (reference to 645W front)

Pmax/W	Voc/V	Isc/A	Vmp/V	Imp/A	Pmax gain
677	53.70	15.93	44.56	15.20	5%
710	53.70	16.69	44.56	15.93	10%
744	53.80	17.45	44.66	16.65	15%
776	53.80	18.20	44.66	17.38	20%
808	53.80	18.96	44.66	18.10	25%

## Operating Parameters

Operational Temperature	-40°C ~ +85°C
Power Output Tolerance	0 ~ 3%
Maximum System Voltage	DC1500V (IEC/UL)
Maximum Series Fuse Rating	30A
Nominal Operating Cell Temperature	45±2°C
Protection Class	Class II
Bifaciality	70±5%
Fire Rating	UL type 29 IEC Class C

## Mechanical Loading

Front Side Maximum Static Loading	5400Pa
Rear Side Maximum Static Loading	2400Pa
Hailstone Test	25mm Hailstone at the speed of 23m/s

## Temperature Ratings (STC)

Temperature Coefficient of Isc	+0.050%/°C
Temperature Coefficient of Voc	-0.200%/°C
Temperature Coefficient of Pmax	-0.260%/°C